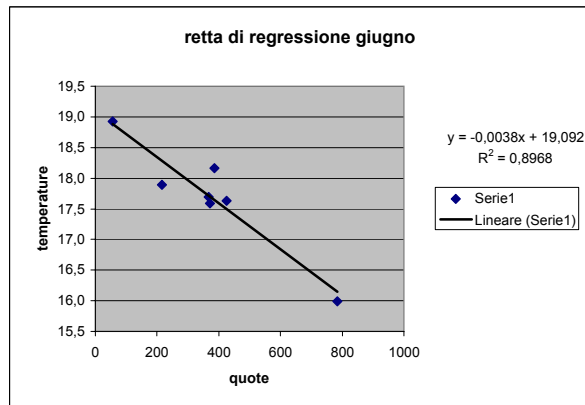
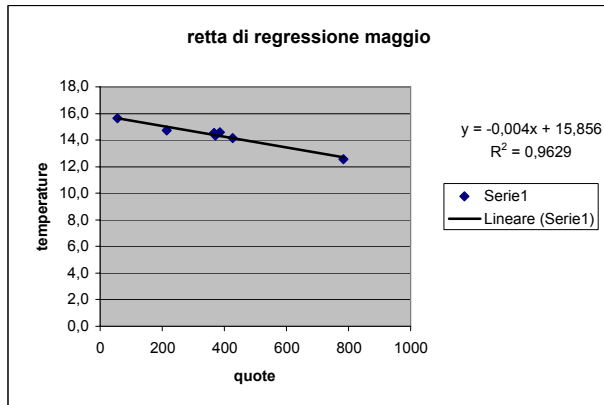
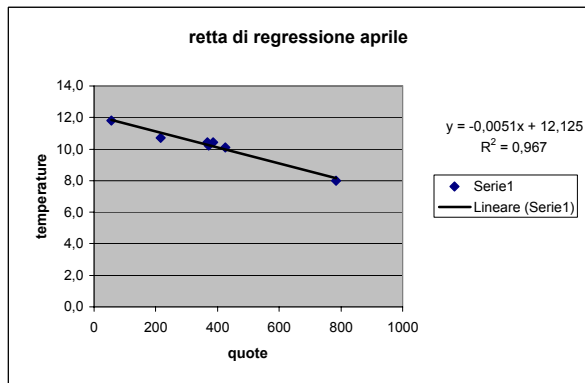
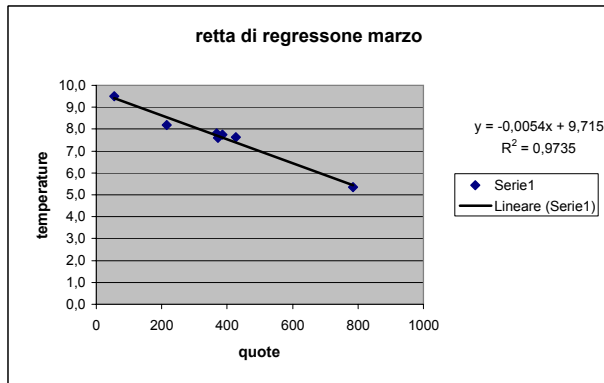
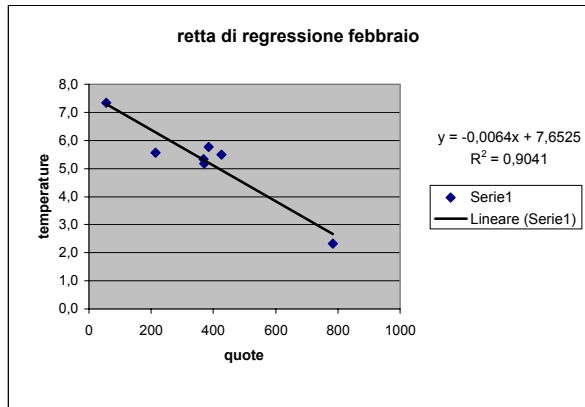
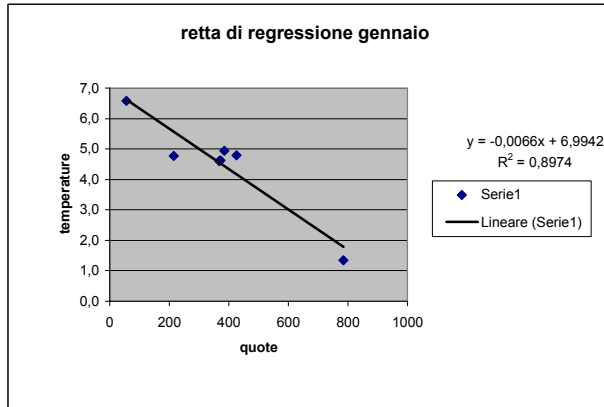


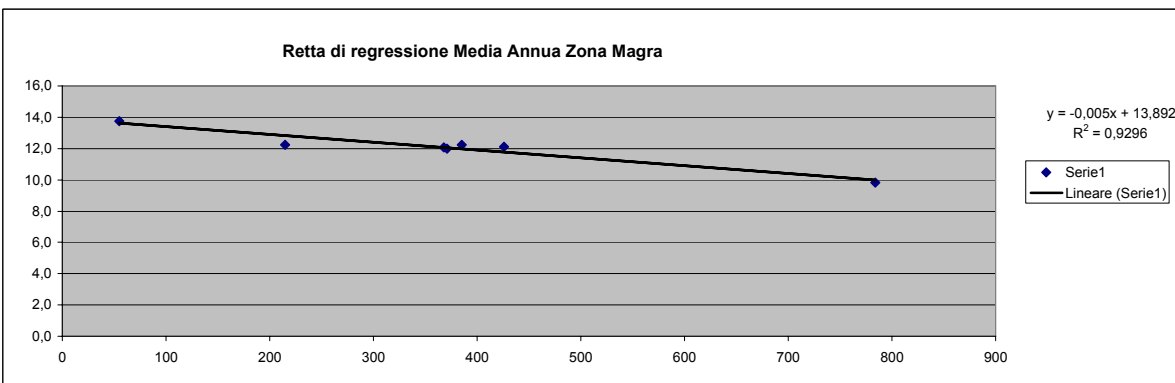
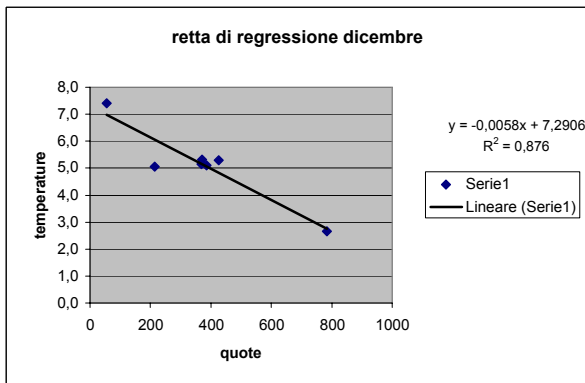
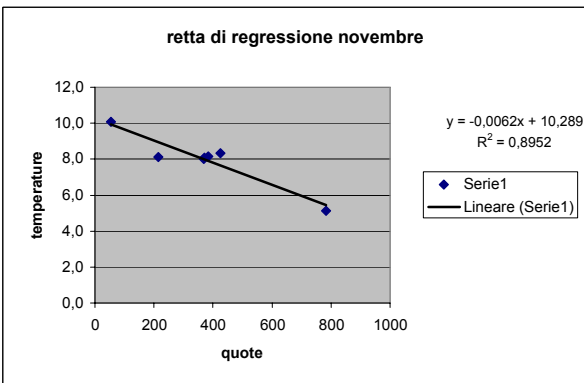
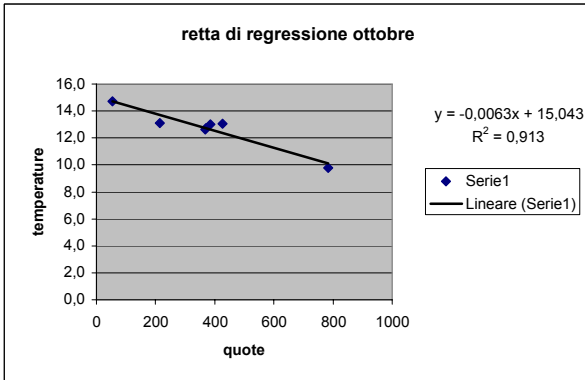
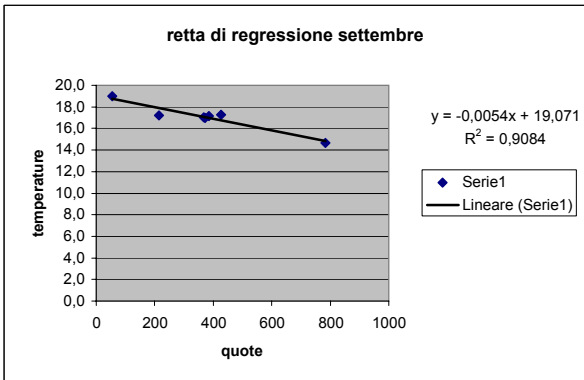
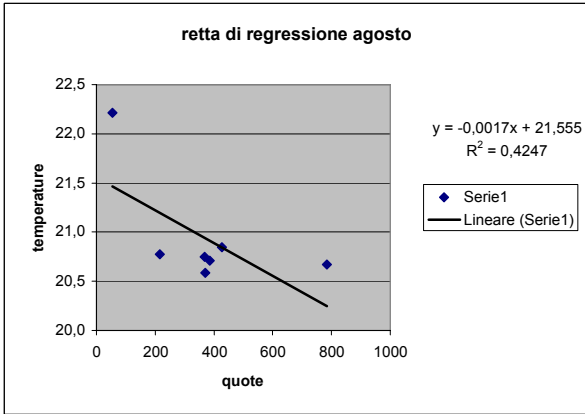
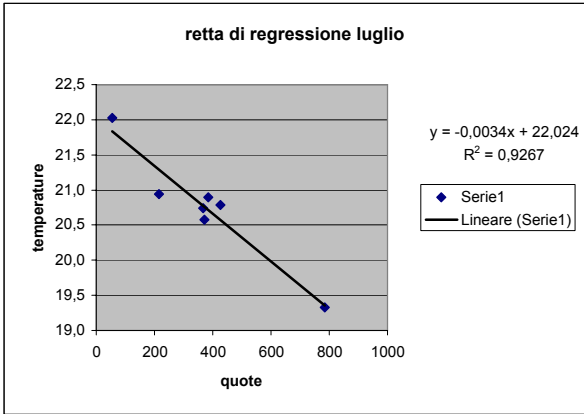
APPENDICE 3

**ANALISI DI REGRESSIONE TRA LA TEMPERATURA MEDIA
MENSILE E LA QUOTA DELLE STAZIONI TERMOMETRICHE.
ZONA PER ZONA E MESE PER MESE (A.I. 1970-1999)**

ZONA MAGRA

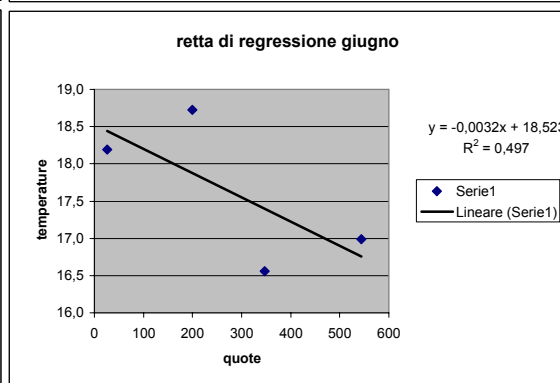
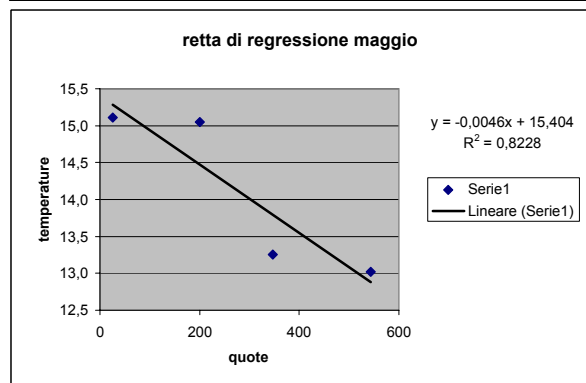
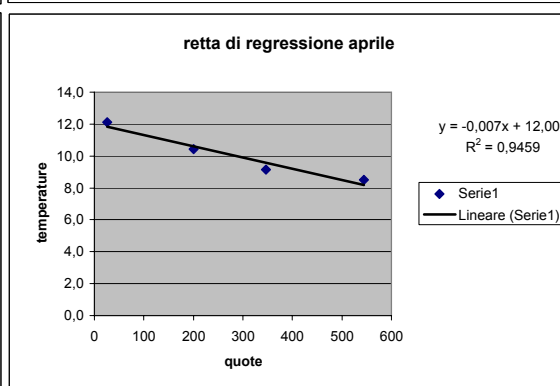
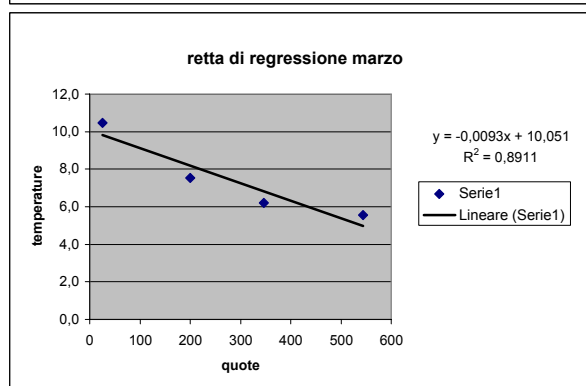
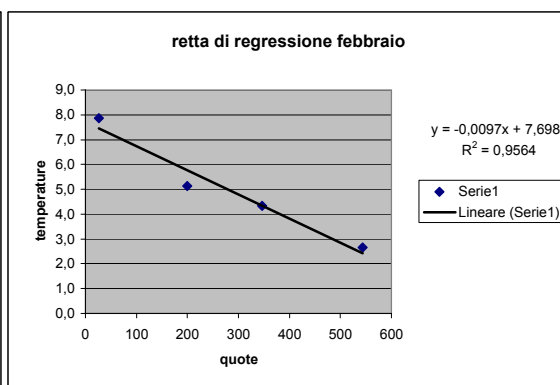
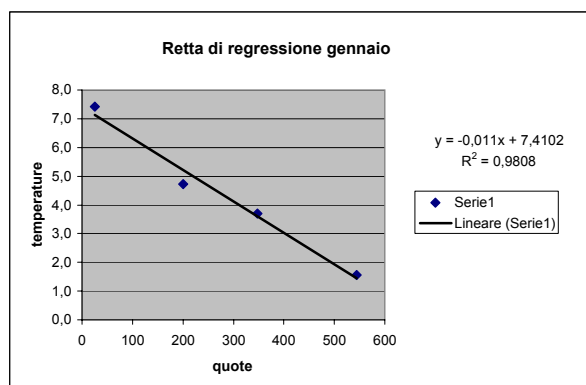
Stazioni	Quote	Gen	Feb	Mar	Apr	Mag	Giù	Lug	Ago	Set	Ott	Nov	Dic	Med.A.I
GUINADI	371	4,6	5,2	7,6	10,2	14,3	17,6	20,6	20,6	17,0	12,7	8,1	5,3	12,0
TARASSOLA (ROCHETTA)	426	4,8	5,5	7,6	10,1	14,2	17,6	20,8	20,8	17,3	13,1	8,3	5,3	12,1
PRESA GORDANA	368	4,60	5,34	7,81	10,43	14,51	17,69	20,74	20,75	17,01	12,61	8,00	5,16	12,1
(PONTREMOLI)	215	4,8	5,6	8,2	10,7	14,7	17,9	20,9	20,8	17,2	13,1	8,1	5,1	12,3
BOSCO	784	1,3	2,3	5,3	8,0	12,6	16,0	19,3	20,7	14,7	9,8	5,1	2,7	9,8
NOVEGINO	55	6,6	7,3	9,5	11,8	15,6	18,9	22,0	22,2	19,0	14,7	10,1	7,4	13,8
ARLIA	385	4,9	5,8	7,8	10,4	14,6	18,2	20,9	20,7	17,2	13,0	8,2	5,1	12,2

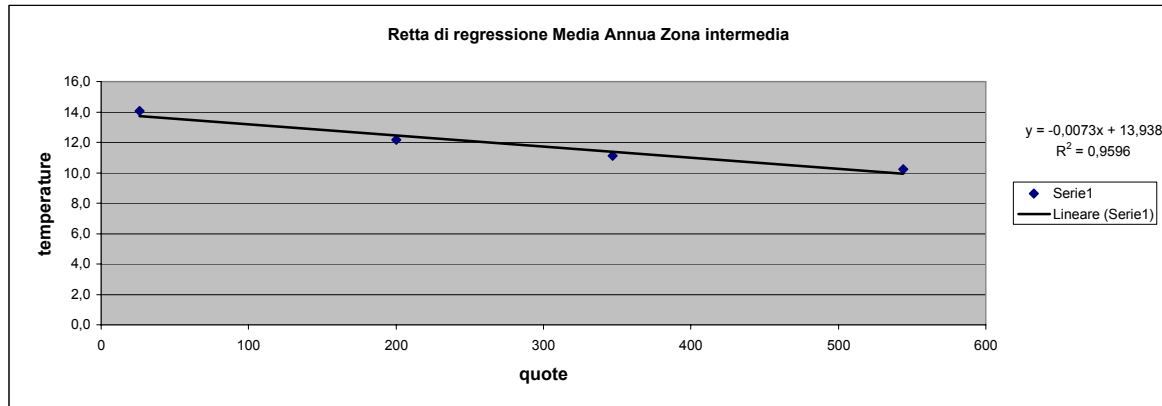
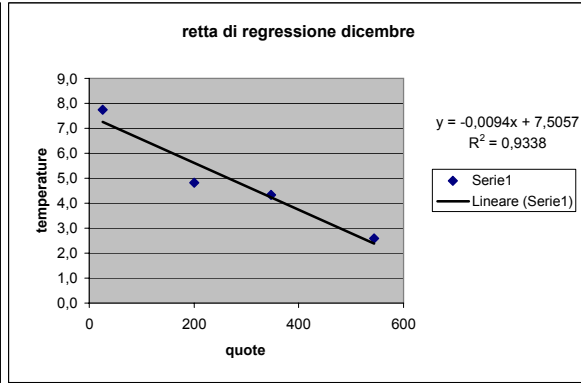
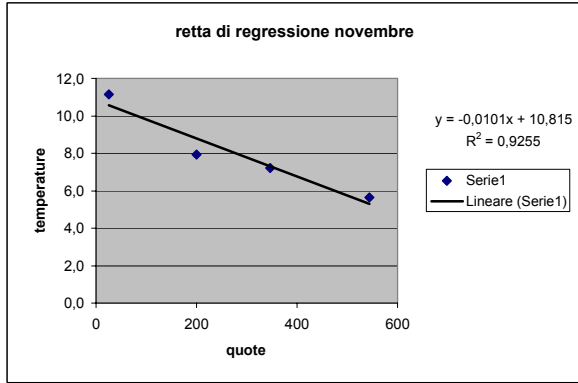
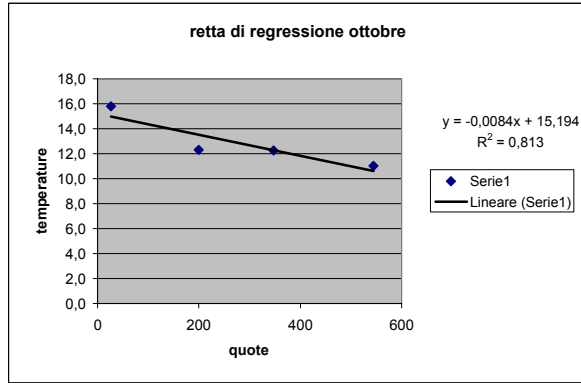
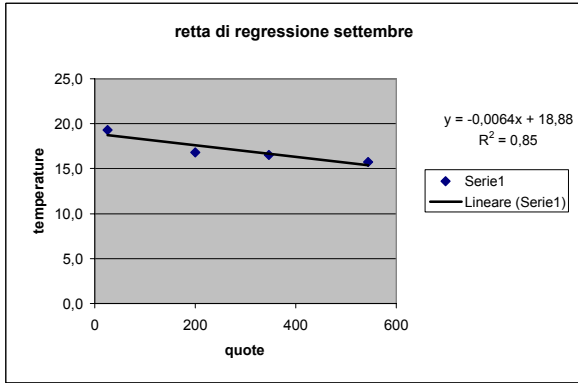
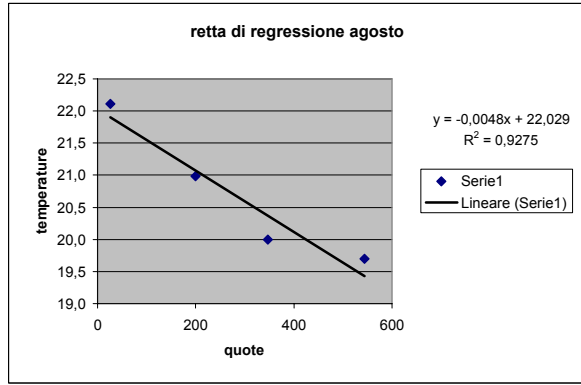
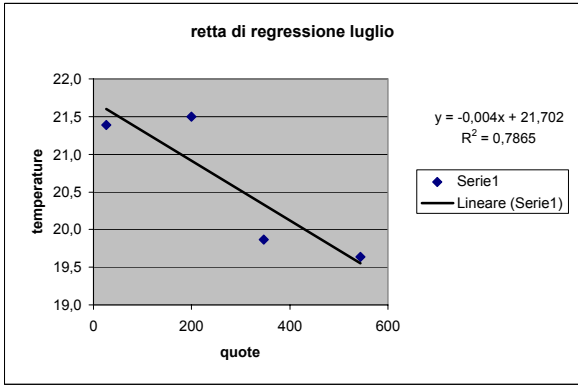




ZONA INTERMEDIA

Stazioni	Quote	Gen	Feb	Mar	Apr	Mag	Giu	Lug	Ago	Set	Ott	Nov	Dic	Med.A.I
VARESE LIGURE	347	3,7	4,3	6,2	9,1	13,3	16,6	19,9	20,0	16,5	12,3	7,2	4,3	11,1
S. MARGHERITA	200	4,7	5,1	7,5	10,4	15,0	18,7	21,5	21,0	16,8	12,3	7,9	4,8	12,2
SARZANA	26	7,4	7,9	10,5	12,1	15,1	18,2	21,4	22,1	19,3	15,8	11,1	7,7	14,1
BEDONIA	544	1,56	2,65	5,56	8,52	13,02	16,99	19,64	19,70	15,72	11,04	5,65	2,58	10,2

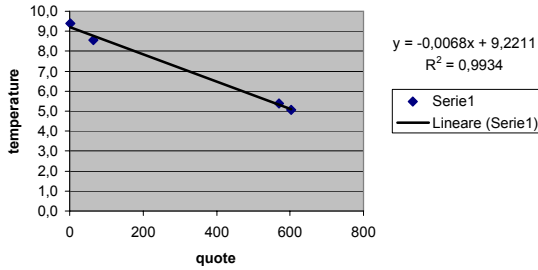




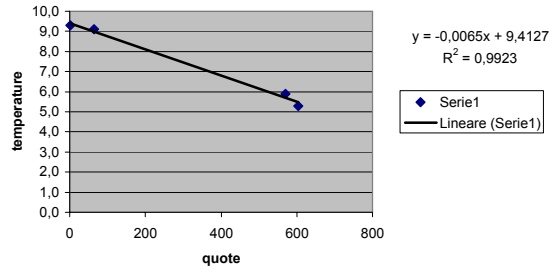
ZONA COSTIERA

Stazioni	Quote	Gen	Feb	Mar	Apr	Mag	Giu	Lug	Ago	Set	Ott	Nov	Dic	Med.A.1
TAVARONE	603	5,1	5,3	7,5	9,9	14,2	17,8	21,0	21,2	17,8	13,5	8,6	5,9	12,3
LEVANTO	2	9,4	9,3	11,0	13,3	17,2	20,9	24,0	24,2	20,5	16,7	12,6	9,8	15,7
STATALE	570	5,4	5,9	7,9	10,2	14,6	18,6	22,0	22,0	18,0	13,9	8,7	6,3	12,8
MASSA	65	8,6	9,1	11,0	13,4	17,3	20,8	24,0	24,3	20,9	16,8	12,0	9,1	15,6

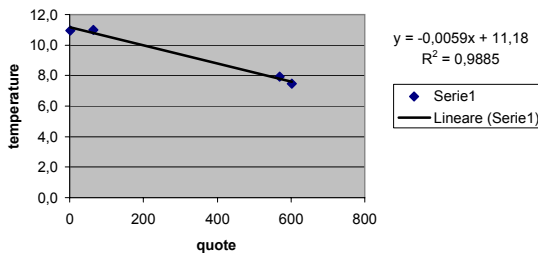
retta di regressione gennaio



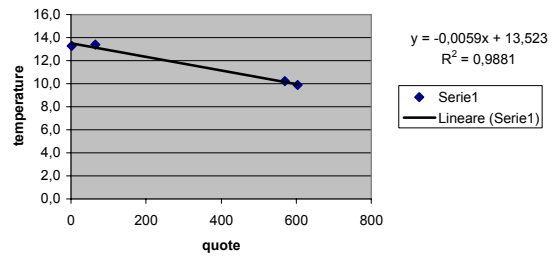
retta di regressione febbraio



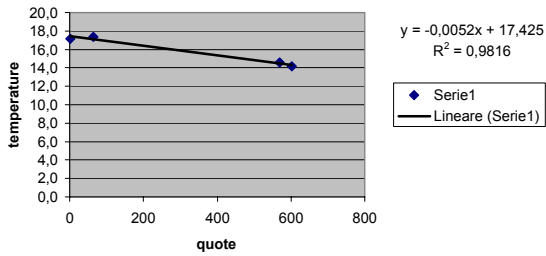
retta di regressione marzo



retta di regressione aprile



retta di regressione maggio



retta di regressione giugno

